


YOUR GUIDE TO ERASMUS

BEFORE MOBILITY

1

LEARNING AGREEMENT (BEFORE)

Add the courses you have chosen in your application form to your LA (the section 'before mobility'). You will be able to change this later.



VISA

Check your visa requirements (if visa is necessary).



2

INSURANCE

You are obliged to have health and travel insurance for the duration of your study period. (<https://induction.ugr.es/salud/>)



3

ACADEMIC OFFER

Check out our vast academic offer. This is essential because you will probably change at least some of the courses you have chosen.




4

LOCATION, LOCATION, LOCATION!

Find us on a map. This will facilitate your search for accommodation, and you will be prepared for your first day at our Faculty.



5



IMPORTANT DATES

15/02/2023

WELCOME DAY

UGR CENTRAL OFFICE AT:



17/02/2023

WELCOME DAY

FACULTY OF ARTS (10-1 PM)-

CLASSROOM: 10 *at Faculty of Arts*



20/02/2023

CLASSES BEGIN



DURING MOBILITY WELCOME DAY



CERTIFICATE OF ARRIVAL

Upon your arrival, during Welcome Day on the 17th, you can hand in your Certificate of Arrival to be signed that day.

1



2

INSTITUTIONAL EMAIL ACCOUNT

Access your Virtual Office (using your ID and PIN number we have sent you) and create your email address (correo.ugr.es). Scroll further down and click on the second 'solicitar' in order to create your go.ugr account. Wait 24 hours for your account to be activated.



CHANGING THE MODULES

If necessary, you can change your modules. We will give you all the information you will need on the Welcome day (17/2/23)

3



4

TUI (STUDENT CARD)

In order to access university services, you must use your TUI card. In your Virtual Office choose the option 'Emisión Instantánea de la TUI - Cita Previa' and show up in the TUI emission office at the time you chose.




5

VISIT OUR FACULTY

By means of a gymkhana, during the Welcome Day 17.2.23 you will meet other students of our School, and you will get an idea of the location of classes, library, cafeteria...


AFTER MOBILITY




Once your mobility has come to an end, please, **DO NOT FORGET** to take care of all necessary documents needed for your return to home university.




LEARNING AGREEMENT
Make sure your learning agreement is signed by UGR before returning home



CERTIFICATE OF DEPARTURE
We will send it to you and to your university at the end of the examination period. Please, check your correo.ugr.es in order to access the document.



TRANSCRIPT OF RECORDS
Just like you had your Certificate of Arrival signed, you should get your Certificate of Departure signed as well. This will be sent to your ugr email so you can download it there. Signing has to be done **IN PERSON!**



UNIVERSIDAD
DE GRANADA



FACULTAD DE
FILOSOFÍA Y LETRAS